

QRC series
C7-A1x
8-pin, miniature relay, 1-pole, faston

| | | | |
|-----------------------------|---|--|--|
| Type | C7-A1x/ ... V Standard relay 1 change-over contact | | |
| Maximum contact load | 16 A/250 V AC1 16 A/30 V DC1 | 0,5 A/110 V DC1 0,2 A/220 V DC1 | |
| Contacts | Material Standard Code 0 | AgNi | |
| | Rated current | 16 A | |
| | Switch-on current max. (20 ms) | 40 A | |
| | Switching voltage max. | 250 V | |
| | AC load | 4 kVA | |
| | DC load | see Fig. 2 | |
| | Relay compatible with socket S7-16 | | |

| | | |
|-----------------|---------------------------------|--|
| Coil | | |
| Coil resistance | see table; tolerance $\pm 10\%$ | |
| Pick-up voltage | $\geq 0,8 \times U_N$ | |
| Release voltage | $\geq 0,1 \times U_N$ | |
| Nominal power | 1,2 VA (AC)/1,3 W (DC) | |

| | | | | | | |
|-------------------|------------|----------------------------|-----------|------------|----------------------------|-----------|
| Coil table | VAC | Ω | mA | VDC | Ω | mA |
| | 24 | 174 | 50 | 12 | 111 | 108 |
| | 48 | 686 | 25 | 24 | 432 | 55 |
| | 115 | 4K3 | 10,4 | 48 | 1K7 | 28 |
| | 230 | 18K6 | 5,2 | 110 | 9K2 | 12 |


| | |
|--------------------------------|--------------------------|
| Insulation | Volt rms, 1 min |
| Contact open | 1000 V |
| Contact/contact | 2,5 kV |
| Contact/coil | 2,5 kV |
| Insulation resistance at 500 V | $\geq 1 \text{ G}\Omega$ |
| Insulation, IEC 61810-5 | 2,5 kV/3 |

| | |
|---------------------------------------|--|
| Specifications | |
| Ambient temperature operation/storage | -40 (no ice)...60 °C / -40 ... 80 °C |
| Pick-up time/bounce time | 16 ms/ ≤ 3 ms |
| Release time/bounce time | 8 ms/ ≤ 1 ms |
| Mechanical life | AC: 10 Mill./DC: 20 Mill. switching cycles |
| AC voltage endurance at rated load | ≥ 100000 switching cycles |
| Switching frequency at rated load | ≤ 1200 /h |
| Protection class | IP40 |
| Weight | 43 g |

| | |
|---|---|
| Standard types | |
| AC 50 Hz/60 Hz: 24, 48, 115, (120), 230, (240) LED | C7-A10/AC ... V C7-A10X/AC ... V |
| DC 24, 48, 110 LED | C7-A10/DC ... V C7-A10X/DC ... V |
| Free wheeling diode | C7-A10DX/DC ... V |
| Polarity and free wheeling diode | C7-A10FX/DC ... V |
| AC/DC bridge rectifier 24 V, 48 V, 60 V | C7-A10BX/UC ... V |

"..." Enter the voltage for full type designation

| | |
|--------------------|--------------|
| Accessories | |
| Socket: | S7-16 |



Connection diagram

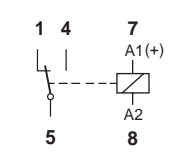


Fig. 1 AC voltage endurance

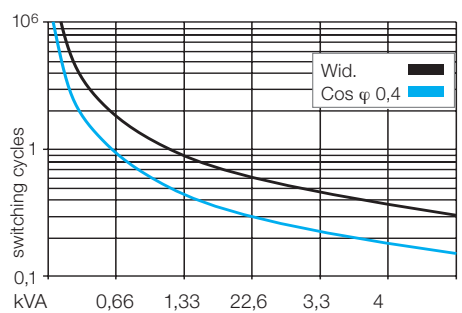
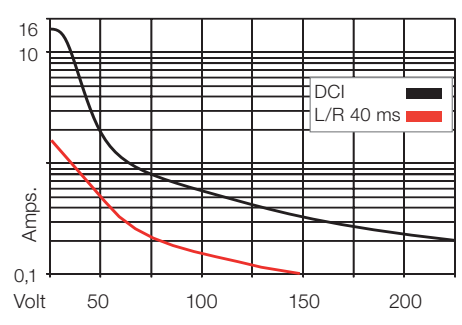
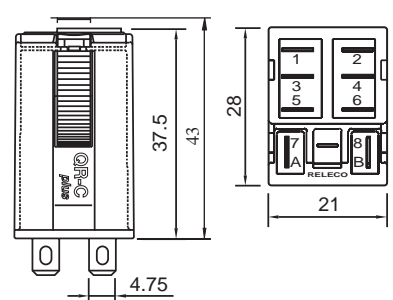


Fig. 2 DC load limit curve



Dimensions [mm]



Technical approvals, conformities



IEC 61810; EN 60947